



**VANA VANI MATRICULATION HIGHER SECONDARY SCHOOL
IITM CAMPUS, CHENNAI-36.**

(Managed by IIT Madras Educational Trust)






**RESULT ANALYSIS HIGHER SECONDARY EXAM
2023 -2024**

TOTAL NO. APPEARED	127
NO. PASSED	126
PASS PERCENTAGE	99.21%






SCHOOL TOPPERS - SCIENCE STREAM

RANK	PHOTO	NAME	CLASS & SEC	MARK
1		RIDHI R	XII B	581 / 600
2		GOPI KRISHNA E D	XII A	577 / 600
3		RAKSHANA DEVI M	XII A	573 / 600



SCHOOL TOPPERS - COMMERCE STREAM

RANK	PHOTO	NAME	MARK
1		SINDHUJA S	573 / 600
2		DHANYA P S	563 / 600
3		INSUDAR J G	556 / 600

4		NAMITHA A	555/600
----------	---	------------------	----------------

Range for a Total of 600 Marks

S.NO	RANGE	NO.OF STUDENTS
1	0 – 50%	0
2	50.01% - 75%	58
3	75.01% - 80%	24
4	80.01% - 85%	17
5	85.01% - 90%	15
6	90.01% - 95%	9
7	95.01% - 100%	4

COMPARATIVE ANALYSIS HIGHER SECONDARY RESULTS –PREVIOUS YEARS'

ACADEMIC YEAR	NO.APEARED	NO.PASSED	PASS %
2000-2001	232	221	95.20%
2001-2002	233	231	99.10%
2002-2003	220	217	98.60%
2003-2004	231	218	94.40%
2004-2005	228	221	96.90%
2005-2006	226	214	94.60%
2006-2007	248	232	93.50%
2007-2008	156	151	96.70%
2008-2009	183	177	96.70%
2009-2010	211	210	99.52%
2010-2011	183	181	98.91%
2011-2012	181	173	95.58 %

2012-2013	179	178	99.44%
2013-2014	163	163	100%
2014-2015	189	189	100%
2015-2016	181	180	99.44%
2016-2017	186	185	99.44%
2017-2018	192	192	100%
2018-2019	177	175	98.87%
2019-2020	149	149	100%
2020-2021	146	146	100%
2021-2022	131	131	100%
2022-2023	131	131	100%
2023-2024	127	126	99.44%

SUBJECT WISE COMPARATIVE ANALYSIS – PREVIOUS YEARS'

SUBJECT	YEAR	NO. APPEARED	NO. PASSED	NO. FAILED	SUBJECT AVERAGE	HIGHEST MARK	LEAST MARK	NO. OF CENTUMS
TAMIL	2009	106	106	0	76	182	91	-
	2010	104	104	0	75.38	181	113	-
	2011	101	101	0	73.04	190	70	-
	2012	84+1(NL)	84	0	75.83	183	88	-
	2013	67	67	0	74.36	185	102	-
	2014	85	85	0	77.48	192	85	-
	2015	97	97	0	74.40	186	70	-
	2016	86	86	0	73.13	190	87	-
	2017	83	83	0	74.84	197	80	-
	2018	105	105	0	71.02	194	70	-
	2019	103	101	2	63.84	99	25	-
	2020	89	89	0	71.03	99	40	-
	2021	82	82	0	85.31	98.33	59.12	-
	2022	87	87	0	75.84	99	35	-
	2023	76	76	0	71.1	99	35	-
	2024	68	68	0	75.50	98	43	-
HINDI	2009	21	21	0	78.6	195	97	-
	2010	29	29	0	78.53	181	120	-
	2011	24+1(NL)	24	0	82.76	190	133	-
	2012	20	20	0	75.08	188	99	-
	2013	25	25	0	79.64	191	101	-
	2014	16	16	0	79.07	189	107	-
	2015	NIL	-	-	-	-	-	-
	2016	NIL	-	-	-	-	-	-
	2017	NIL	-	-	-	-	-	-
	2018	NIL	-	-	-	-	-	-

	2019	NIL	-	-	-	-	-	-
	2020	NIL	-	-	-	-	-	-
	2021	NIL	-	-	-	-	-	-
FRENCH	2009	56	56	0	90.6	198	142	-
	2010	78	78	0	85.20	198	114	-
	2011	57	57	0	83.83	198	119	-
	2012	76	76	0	80.71	198	94	-
	2013	87	87	0	84.67	198	109	-
	2014	62	62	0	88.34	198	114	-
	2015	92	92	0	82.12	198	108	-
	2016	74	74	0	80.77	199	98	-
	2017	48	48	0	79.50	199	93	-
	2018	53	53	0	85.21	197	116	-
	2019	51	51	0	63.88	99	45	-
	2020	46	46	0	75.56	98	45	-
	2021	48	48	0	84.45	98.50	67.56	-
	2022	34	34	0	72.53	99	49	-
2023	42	42	0	81.6	99	42	-	
	2024	34	34	0	82	100	55	2
SANSKRIT	2016	21	21	0	92.97	199	149	-
	2017	54	54	0	87.67	198	126	-
	2018	33	33	0	85.57	197	147	-
	2019	23	23	0	65.06	97	53	-

	2020	14	14	0	86.57	99	52	-
	2021	16	16	0	84.79	96.45	70.28	
	2022	8	8	0	86.88	97	64	-
	2023	12	12	0	89.58	99	69	-
	2024	25	25	0	78.32	94	58	-
ENGLISH	2009	183	183	0	84	192	116	-
	2010	211	211	0	83.3	191	84	-
	2011	183	183	0	83.31	192	122	-
	2012	181	181	0	81.5	192	105	-
	2013	179	179	0	82.76	193	112	-
	2014	163	163	0	81.30	194	106	-
	2015	189	189	0	81.37	193	109	
	2016	181	181	0	83.95	193	118	-
	2017	186	186	0	80.91	196	108	-
	2018	192	192	0	82.26	192	103	-
	2019	177	177	0	68.36	96	36	-
	2020	149	149	0	76.69	97	42	-
	2021	146	146	0	84.80	96.95	60.45	-
	2022	131	131	0	79.76	98	52	-
2023	131	131	0	80.8	98	43	-	
	2024	127	127	0	74	97	48	-
	2009	152	152	0	74.5	198	80	-
	2010	167	167	0	81.38	199	97	-
	2011	140	140	0	80.62	199	88	-
	2012	151	149	2	72.82	199	67	-
	2013	146	146	0	78.75	197	84	-
	2014	147	146	0	81.91	200	86	1

PHYSICS	2015	155	155	0	78.14	196	79	-
	2016	147	147	0	75.44	197	84	-
	2017	142	142	0	75.62	199	82	-
	2018	133	133	0	76.84	198	93	-
	2019	122	121	1	60.95	99	34	-
	2020	99	99	0	60.9	91	45	-
	2021	94	94	0	82.74	97.63	61.74	-
	2022	83	83	0	68.96	100	45	1
	2023	82	82	0	77.7	100	49	1
	2024	84	84	0	73	98	45	-
CHEMISTR Y	2009	152	150	2	72	198	21 + 50	-
	2010	167	167	0	77.70	199	95	-
	2011	140	140	0	76.27	200	80	2
	2012	151	149	2	71.0	199	59	-
	2013	146	146	0	77.54	200	76	1
	2014	147	147	0	80.47	200	89	1
	2015	155	155	0	73.06	197	78	-
	2016	147	147	0	72.76	200	70	1
	2017	142	142	0	74.05	198	79	-
	2018	133	133	0	69.89	192	82	-
	2019	122	121	1	63.01	97	33	-
	2020	100	100	0	65.04	95	45	-
	2021	94	94	0	83.07	97.34	62.10	-
	2022	83	83	0	72.45	99	45	-
	2023	82	82	0	78.6	100	45	4
2024	84	84	0	79	99	49	0	
	2009	54	54	0	76.9	199	92	-
	2010	47	47	0	77.79	198	103	-
	2011	42	42	0	79.49	200	92	1
	2012	45	45	0	73.9	198	85	-
	2013	44	44	0	78.82	198	101	-

BIOLOGY	2014	46	46	0	78.4	199	118	-
	2015	54	54	0	72.54	192	89	-
	2016	50	50	0	72.37	183	78	-
	2017	59	59	0	74.83	197	93	-
	2018	48	48	0	68.61	182	88	-
	2019	45	45	0	64.44	91	45	-
	2020	37	37	0	64.89	83	45	-
	2021	41	41	0	83.22	95.05	60.96	
	2022	39	39	0	78.05	95	53	-
	2023	35	35	0	77.85	98	63	-
	2024	41	41	0	75	97	53	-
COMPUTER SCIENCE	2009	98 + 19	98 + 19	0	78	199	111	-
	2010	120 + 23	120 + 23	0	77.24	196	90	-
	2011	98+17	98+17	0	72.34	198	84	-
	2012	106+7	106+7	0	72.43	198	86	-
	2013	102+19	102+19	0	75.09	198	93	-
	2014	91+11	91+11	0	82.86+55.82 =69.34	200	85	1
	2015	101 + 12	101+12	0	77.64 +59.79	196	80	-
	2016	97+10	97+10	0	76.98	196	100	-
	2017	83+14	83+14	0	71.16	199	81	-
	2018	85+22	85+22	0	74.01	195	90	-
	2019	77+16	77+16	0	71.53	99	45	-
	2020	63	63	0	87.87	100	50	5
	2021	53	53	0	85.83	98.48	68.07	-
	2022	44	44	0	84.98	100	52	3
2023	47	47	0	90.13	100	52	5	
2024	43	43	0	91	100	76	5	
	2009	152	150	2	76.9	200	45	3
	2010	167	166	1	69.39	200	47	2
	2011	140	139	1	74.31	200	53	2

MATHS	2012	151	144	7	67.17	200	27	2
	2013	146	145	1	69.35	200	46	1
	2014	147	147	0	72.71	200	70	3
	2015	155	155	0	76.94	200	71	4
	2016	147	146	1	63.87	200	43	2
	2017	142	141	1	63.81	200	52	2
	2018	133	133	0	69.90	196	70	-
	2019	122	120	2	54.12	99	13	-
	2020	100	100	0	56.75	98	35	-
	2021	94	94	0	82.47	99.34	62.23	-
	2022	83	83	0	61.08	100	35	2
	2023	82	82	0	65.16	100	40	3
	2024	84	83	1	72.55	100	23	2
COMMERC E	2009	31	30	1	68	196	42	-
	2010	44	44	0	72.28	198	71	-
	2011	43	43	0	70.48	200	80	1
	2012	30	30	0	82.55	199	73	-
	2013	33	33	0	82.5	200	83	1
	2014	26	26	0	82.73	200	76	1
	2015	34	34	0	85.21	200	117	1
	2016	34	34	0	74.62	199	79	-
	2017	44	44	0	81.67	198	77	-
	2018	59	59	0	83.34	200	75	3
	2019	55	55	0	62.65	95	35	-
	2020	49	49	0	72.04	98	35	-
	2021	52	52	0	81.02	97.83	58.90	-
	2022	48	48	0	82.75	100	48	1
	2023	49	49	0	82.5	100	35	6
2024	43	43	0	79.09	100	39	2	
	2009	31	30	1	69	198	24	-
	2010	44	44	0	73.19	196	90	-

ECONOMIC S	2011	43	42	1	74.28	198	54	-
	2012	30	30	0	77.47	192	78	-
	2013	33	33	0	78.10	198	70	-
	2014	26	26	0	79.21	198	99	-
	2015	34	34	0	77.52	198	96	-
	2016	34	34	0	73.52	198	73	-
	2017	44	44	0	75.44	200	81	3
	2018	59	59	0	79.61	199	75	-
	2019	55	55	0	62.84	100	35	1
	2020	49	49	0	77.77	98	49	-
	2021	52	52	0	80.10	98.06	58.90	-
	2022	48	48	0	78.88	100	45	1
	2023	49	49	0	81.2	100	44	1
	2024	43	43	0	79.30	100	43	2
ACCOUNTA NCY	2009	31	31	0	71	193	74	-
	2010	44	44	0	75.18	200	70	2
	2011	43	43	0	77.97	199	71	-
	2012	30	30	0	74.7	200	70	-
	2013	33	33	0	79.93	200	78	1
	2014	26	26	0	80.58	198	72	-
	2015	34	34	0	88.83	200	136	4
	2016	34	34	0	80.03	200	106	2
	2017	44	44	0	78.91	200	75	3
	2018	59	59	0	82.21	200	73	5
	2019	55	55	0	69.45	98	39	-
	2020	49	49	0	77.26	99	48	-
	2021	52	52	0	80.36	97.61	61.12	-
	2022	48	48	0	76.02	100	38	4

	2023	49	49	0	80.2	100	42	5
	2024	43	43	0	73.30	99	35	-
BUSINESS MATHS	2009	12	12	0	62.6	199	72	-
	2010	21	21	0	73.17	196	70	-
	2011	26	26	0	83.82	198	97	-
	2012	23	22	1	69.09	200	48	1
	2013	14	14	0	56.21	195	70	-
	2014	15	15	0	85.47	200	84	1
	2015	22	22	0	80.56	200	82	1
	2016	24	24	0	70.52	198	70	-
	2017	30	30	0	77.90	200	70	1
	2018	37	37	0	77.54	200	70	2
	2019	39	39	0	57.77	93	35	-
	2020	38	38	0	61.94	88	36	-
	2021	30	30	0	83.03	98.50	64.45	-
	2022	32	32	0	69.47	100	35	1
	2023	28	28	0	76.61	100	36	3
	2024	19	19	0	73	93	43	-
COMPUTE R APPLICATI ON	2020	11	11	0	82.81	96	65	-
	2021	22	22	0	80.17	98.48	68.07	-
	2022	16	16	0	80.19	96	61	-
	2023	21	21	0	81.24	99	59	-
	2024	24	24	0	74	97	51	-



SUBJECT-WISE TOPPERS

SUBJECT	POSITION	NAME OF THE STUDENT	CLASS	MARKS
TAMIL	I	RIDHI R	XII B	98
	II	RITHIKA R	XII B	97
		SHARONI R	XII B	
	III	HARIDHARSHINI J	XII A	96
FRENCH	I	RAKSHANA DEVI M	XII A	100
		SINDHUJA S	XII C	
	II	PANDILLA S AKHILA	XII A	98
		RAMYA S	XII B	
	III	BHAVANA MANOHARAN	XII B	96
SANSKRIT	I	M ARTHRA SHIVANI	XII B	94
	II	PRITHVIRAJ R	XII A	93
		SIDDARTH M	XII B	
		TANUJ V	XII B	

	III	GOPI KRISHNA E D	XII A	91
		SHASMITHAA SANKAR	XII A	
		KAILASH KUMAR M	XII B	
ENGLISH	I	HARIDHARSHINI J	XII A	97
		RITHIKA R	XII B	
	II	RAMYA S	XII B	95
	III	GOPI KRISHNA E D	XII A	94
		RAKSHANA DEVI M		
		ANANYA SUDAKAR		
PHYSICS	I	GOPI KRISHNA E D	XII A	98
	II	BHARATH RAJ G	XII A	97
	III	RIDHI R	XII B	96
CHEMISTRY	I	NIKHIL VISHARATH J	XII B	99
	II	RIDHI R	XII B	98
		JARSANA K	XII B	
	III	PANDILLA S AKHILA	XII A	96
BIOLOGY	I	RIDHI R	XII B	97

	II	RAMYA S	XII B	90
	III	GEETHA MADHURI D	XII B	89
		JARSANA K	XII B	
COMPUTER SCIENCE	I	GOPI KRISHNA E D	XII A	100
		RAKSHANA DEVI M		
		HARIDHARSHINI J		
		PANDILLA S AKHILA		
		PRITHVIRAJ R		
	II	YUVASHREE B	XII A	99
		JANANI D		
		RAGUL H		
		AADHITHYAN V T		
		ANTON GILCHRIST A		
III	GOVIND KRISHNA E D	XII A	97	
MATHS	I	RIDHI R	XII B	100
		GOPI KRISHNA E D	XII A	
	II	RITHIKA R	XII B	97

	III	SHASMITHAA SANKAR	XII A	96
		YUVASHREE B	XII A	
ECONOMICS	I	RAMYA C	XII C	100
		NAMITHA A	XII C	
	II	INSUDAR J G	XII C	99
		DIVYASRITA S	XII C	
	III	SUNIL G	XII C	98
		AMIRTA VARSHINI S	XII C	
		DHANYA P S	XII C	
		KAVIYA V L	XII C	
		SINDHUJA S	XII C	
		ROHITH R N	XII C	
COMMERCE	I	SINDHUJA S	XII C	100
		MADHUMITHA S	XII C	
	II	RAMYA C	XII C	99
		DIVYASRITA S	XII C	
		RIYANA Y	XII C	

	III	DHANYA P S	XII C	98
		KAVIYA V L	XII C	
		GANGANA TRIPTI RAJU	XII C	
ACCOUNTANCY	I	INSUDAR J G	XII C	99
	II	SINDHUJA S	XII C	97
		DIVYASRITA S	XII C	
		DHANYA P S	XII C	
III	ROHITH R N	XII C	96	
BUSINESS MATHS	I	INSUDAR J G	XII C	93
	II	SINDHUJA S	XII C	89
		GOKULA KRISHNAN V	XII C	
	III	NAMITHA A		87
COMPUTER APPLICATION	I	RAMYA C	XII C	97
		SUNIL G	XII C	
	II	SHAMAATHMIKA K	XII C	92
	III	SRI KAVYA S	XII C	91

THANK YOU!